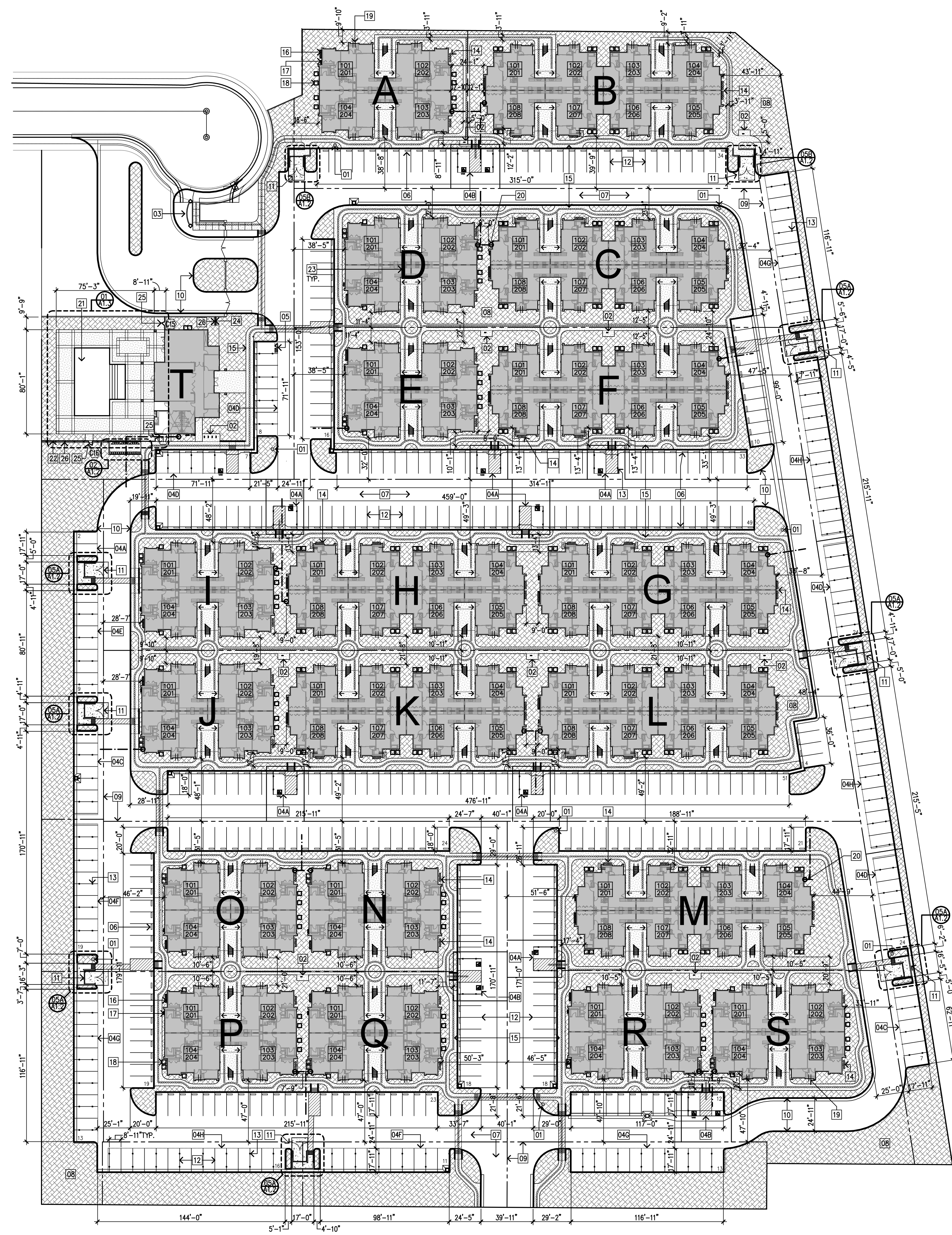


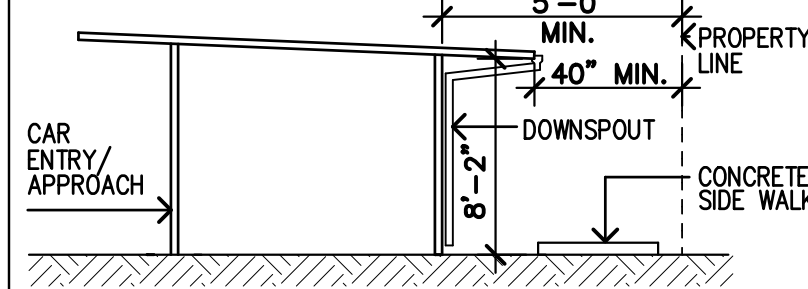
PLOT DATE: 10/21/2016 PLOT TIME: 11:51 AM PLOT NAME: (NAME) P: 13002 Mira Sol Garden Apartments (10-085) (10-01) 2903 A1.1.rvt



01 SITE PLAN



1" = 40'-0"

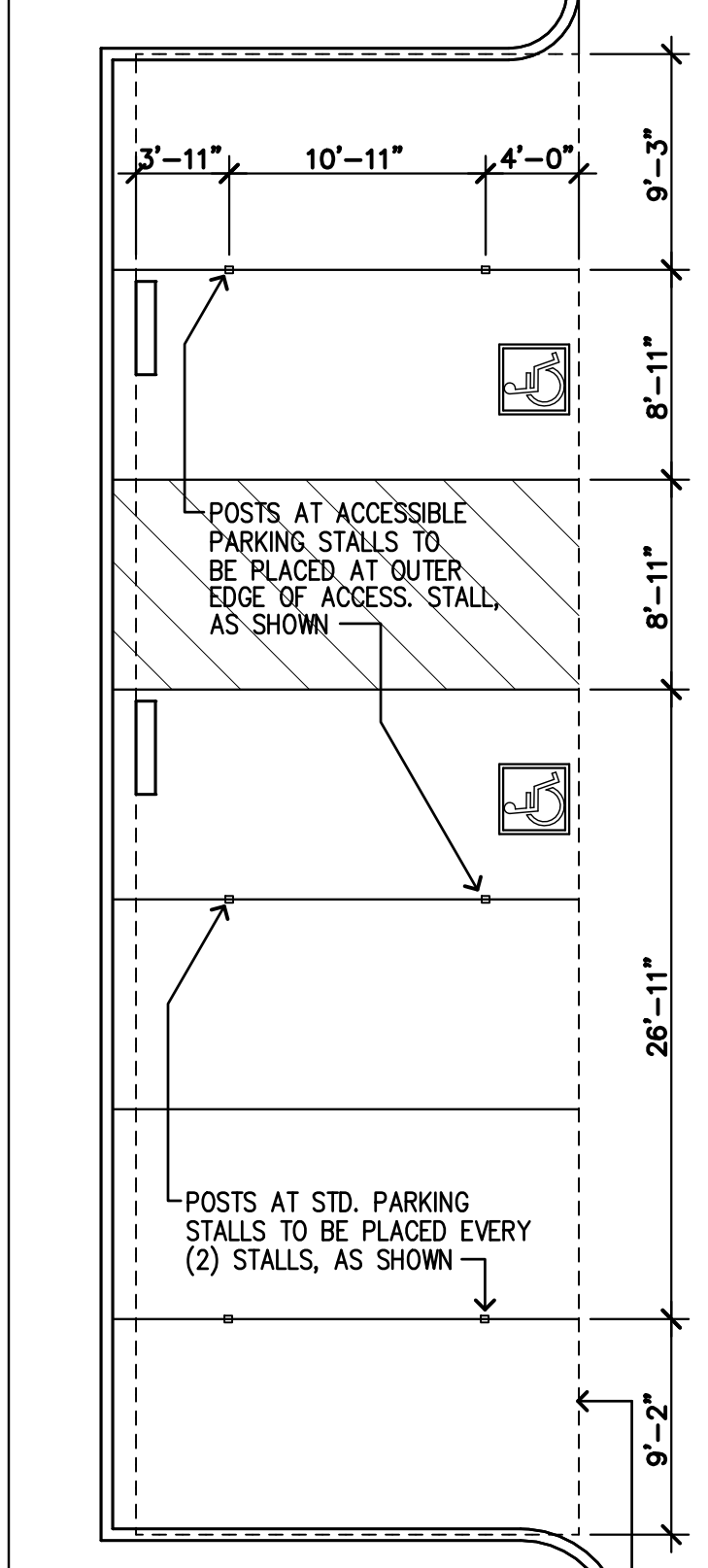


TYP. CARPORT ELEVATION

- ENTIRE CARPORT TO BE FIELD PAINTED
- PERIMETER TRIM ALL EDGES
- GUTTER, DOWNSPOUTS
- DESIGN-BUILD INCLUDING DRAWINGS, ENGINEERING CALCULATIONS AND BUILDING DEPT. SUBMITTAL
- CARPORTS SHALL BE A SEPARATE PERMIT

NOTE: SEE 03/A1.1 FOR MORE INFORMATION

02 TYP. CARPORT SETBACKS



DASHED LINE INDICATES PRE-ENGINEERED PARKING CARPORT OUTLINE ABOVE - REFER TO SITE FOR NUMBER, SIZE AND LOCATIONS

- NOTES:**
- TYPICAL DIMENSIONS ARE MODULAR AND APPLY TO ALL CARPORT AS INDICATED ON SITE
 - REFER TO SPECIFICATIONS FOR ADDITIONAL INFORMATION ON CARPORT INSTALLATION
 - CARPORTS SHALL BE A SEPARATE PERMIT

03 TYP. CARPORT LAYOUT

KEYNOTES		SITE PLAN
01	FIRE HYDRANT LOCATION, SEE FIRE PROTECTION PLAN	
02	BICYCLE RACK, REFER TO DETAIL 10/A1.2 TOTAL NO. OF RACKS PROVIDED: 13	
03	MONUMENT SIGN LOCATION, REFER TO CIVIL DRAWINGS	
04	COVERED PARKING, TYP. CONTRACTOR SHALL PROVIDE DESIGN-BUILD DRAWINGS AND SUBMIT FOR APPROVAL. CARPORTS SHALL BE A SEPARATE PERMIT	
	TYP.	STALLS PER CARPORT
A	2	8
B	3	3
C	7	2
D	8	4
E	9	1
F	11	2
G	13	3
H	15	3
05	LOW EMITTING VEHICLE PARKING (1 SPACE), PER COMMUNITY BLDG. PARKING REQUIREMENTS, REFER TO DETAIL 02/A1.2	
06	CONC. WHEEL STOP, REFER TO DETAIL 04/A1.1	
07	AC PAVING, REFER TO CIVIL DRAWINGS	
08	LANDSCAPE AREA, REFER TO LANDSCAPE DRAWINGS	
09	ASSUMED PROPERTY LINE, REFER TO DETAIL 04/A1.2 FOR MORE INFORMATION	
10	CONCRETE CURB, PER CIVIL DRAWINGS	
11	TRASH DUMPSTER BIN LOCATION, REFER TO DETAILS ON SHEET A1.2	
12	WHITE PAINTED PARKING STALL STRIPE, TYP.	
13	COVERED PARKING SUPPORT COLUMNS, TYP. GAS METERS, TYP., REFER TO CIVIL UTILITY PLAN	
14	CONCRETE PLATWORK, ALL SIDEWALKS ARE ACCESSIBLE, TYP., REFER TO DETAILS	
15	ELECTRICAL METER CENTERS, TYP. REFER TO ELECTRICAL DRAWINGS	
16	CABLE/ TELEPHONE PANELS, TYP. REFER TO ELECTRICAL DRAWINGS	
17	CONDENSING UNITS, TYP. REFER TO MECHANICAL DRAWINGS	
18	EXISTING WATER LINES, EXTEND TO BUILDINGS TYP. REFER TO PLUMBING & CIVIL DRAWINGS	
19	FIRE RISER, EXTEND EXISTING FIRE LINES TO RISER, TYP. REFER TO PLUMBING & CIVIL DRAWINGS	
20	SWIMMING POOL, N.C.	
21	WROUGHT IRON FENCE, COORDINATE FINAL LAYOUT WITH CIVIL AND POOL CONTRACTOR	
22	BUILDING LETTERS, SEE LEGEND FOR BUILDING TYPES	
23	WROUGHT IRON FENCE, TO BE PAINTED -SEE DTL. 07/A1.2	
24	WROUGHT IRON GATE, TO BE PAINTED -SEE DTL. 09/A1.2	
25	CONC. MOWSTRIP -REFER TO DTL. 07B/A1.2	

LEGEND		SITE PLAN
[Symbol]	4" CONCRETE FLATWORK - U.N.O. - REFER TO CIVIL	
[Symbol]	BUILDING FOOTPRINT	
[Symbol]	AC PAVING - REFER TO CIVIL	
[Symbol]	LANDSCAPED AREA - REFER TO CIVIL	
[Symbol]	UNIT NUMBER - FIRST FLOOR UNIT NUMBER - SECOND FLOOR	
[Symbol]	ADA FULLY ACCESSIBLE UNIT FOR MOBILITY	
[Symbol]	ADA FULLY ACCESSIBLE UNIT FOR MOBILITY AND COMMUNICATIONS	
[Symbol]	ACCESSIBLE PATH OF TRAVEL, SLOPE 1:12 MAX., CROSS SLOPE 1/4":12 MAX.	
[Symbol]	ARROW INDICATES ENTRY INTO GROUND FLOOR UNITS	

BUILDING TYPES

BUILDING LETTER	BUILDING TYPE
A	B
B	A
C	A
D	B
E	B
F	A
G	A
H	A
I	B
J	B
K	A
L	A
M	A
N	B
O	B
P	B
Q	B
R	B
S	B
T	C

KSA GROUP ARCHITECTS

4660 American Avenue Suite 200
Bakersfield, California 93309
(661) 834-1331 FAX (661) 834-1376

Derek Holdsworth AIA C 8675

MIRA SOL GARDEN APARTMENTS

216 APARTMENT PROJECT

FOR

**MLDP INVESTMENTS 1, LLC
DTJ DEVELOPMENT, LLC**

5201 GASOL COURT
BAKERSFIELD, CALIFORNIA
93313

Every reasonable effort has been made in the preparation of these documents to ascertain and comply with all applicable codes and ordinances. However, in that these requirements are subject to change and interpretation, no warranty is given or implied relative to these documents level of compliance. Furthermore, nothing shown in or omitted from these documents shall release the contractor from full compliance with any such codes and ordinances.

Before commencement of work, these documents shall be reviewed by the contractor for any discrepancies or conflicts in dimensions, notes, or references. Any items that become apparent during the review process or during construction shall be referred immediately to the Architect for clarification. Any work proceeding without such notification shall become the responsibility of the contractor.

KSA GROUP ARCHITECTS expressly reserves its copyright and other property rights in these ideas, designs and documents which are not to be reproduced, changed, or copied in any form, nor assigned to any third party, without first obtaining KSA GROUP ARCHITECTS' express written permission.

COPYRIGHT 2015

No.	Description	Date
Revisions		

SITE PLAN

Scale: AS NOTED
Job No: 2903 Sheet No: **A 1.1**
Date: 10/25/16 of 1 sheets